



Dramatic Elements

Year 7 Unit of Work

Ready to Learn
activity

Dramatic Meaning

5_m 00_s

Task – Write your definition for symbol, mood and atmosphere on your post it note.

Extension – How many of these symbols can you identify?



LEARNING OBJECTIVE: To understand what dramatic meaning is and how to use all of the elements together in a performance.

KEYWORDS: Dramatic Meaning, Rehearsal, Confidence

To master this lesson...

- **Students must be able to reflect on how the dramatic elements assist in creating dramatic meaning.**
- **Students must be able to use all of the dramatic elements in a performance**
- **Students must be able to recall the dramatic elements and their meanings**

LEARNING OBJECTIVE: To understand what dramatic meaning is and how to use all of the elements together in a performance.

KEYWORDS: Dramatic Meaning, Rehearsal, Confidence


Teacher Led: Context notes

10 min

Dramatic Meaning:

Dramatic meaning is what we want the audience to take away from the performance.

Lets watch this performance to see if we can identify the dramatic meaning!



YouTube Link: <https://www.youtube.com/watch?v=u2ZKSOj9EvM>

Challenge:

What kinds of messages do you think performances should show?

**Super Challenge:
Can theatre change peoples views and beliefs?**


LEARNING OBJECTIVE: To understand what dramatic meaning is and how to use all of the elements together in a performance.

KEYWORDS: Dramatic Meaning, Rehearsal, Confidence

Warm Up – Physical and Vocal

5_m 00_s

YouTube Link: <https://www.youtube.com/watch?v=0E9-UHcwgVA>



LEARNING OBJECTIVE: To understand what dramatic meaning is and how to use all of the elements together in a performance.

KEYWORDS: Dramatic Meaning, Rehearsal, Confidence


Student Led: Group Devising

10 min

- Step One: Use the picture (stimuli), to come up with 3 ideas that it makes you think about.
- Step Two: In groups of 7 add those ideas together and choose one that you would like to create a performance on.
- Step Three: Create a 1 min performance based around your stimuli using all of the dramatic elements.

REMEMER: Make sure you focus on a specific dramatic meaning.

Help Box:



Challenge:

Use the drama challenge board to improve your work.

Super Challenge:

Could you use a placard to express your message?

LEARNING OBJECTIVE: To understand what dramatic meaning is and how to use all of the elements together in a performance.

KEYWORDS: Dramatic Meaning, Rehearsal, Confidence

Student Led: Performance

10 min

- Lets watch our performances.

Tips to be a good audience member:

- Focus on the performers
- Don't talk or call out
- Emotionally React
- Clap when the actors take a bow

Help Box:



Challenge:

Can you list all of the dramatic meanings on a post it note and share how the dramatic elements helped create them?

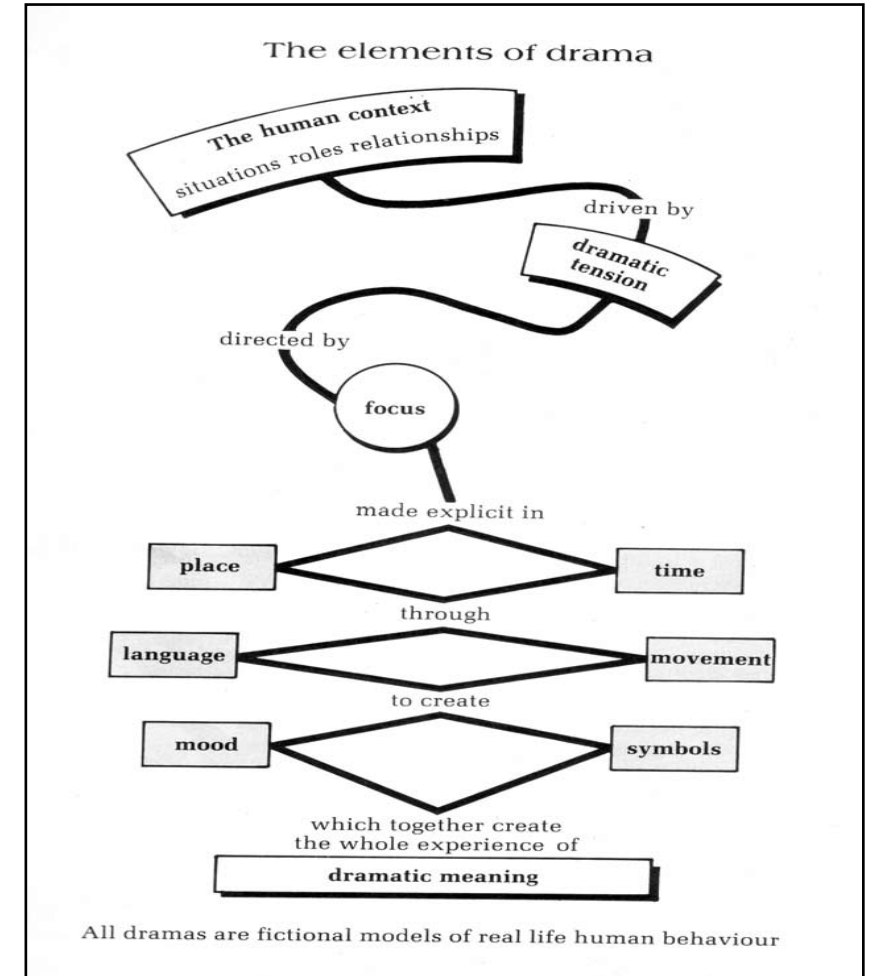
LEARNING OBJECTIVE: To understand what dramatic meaning is and how to use all of the elements together in a performance.

KEYWORDS: Dramatic Meaning, Rehearsal, Confidence

In Summary...

15 min

- All of the elements we have explored create dramatic meaning.
- Dramatic meaning is what we want the audience to take away from the performance.
- Create your own diagram as seen here (----->) along with your own definitions of each element.



LEARNING OBJECTIVE: To understand what dramatic meaning is and how to use all of the elements together in a performance.

KEYWORDS: Dramatic Meaning, Rehearsal, Confidence

As you leave !!

- Individually reflect on the work you have completed today.
- Which success criteria point could you confidently say you have achieved?

Targeted Questions

- How did your use of dramatic elements help to show dramatic meaning?
- How did you use a dramatic element in your performance today?
- Define all of the dramatic elements we have studied.

LEARNING OBJECTIVE: To understand what dramatic meaning is and how to use all of the elements together in a performance.

KEYWORDS: Dramatic Meaning, Rehearsal, Confidence

End of scheme of learning